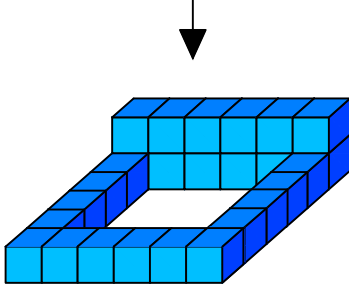




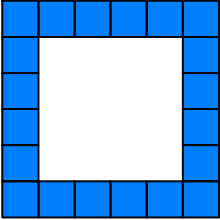
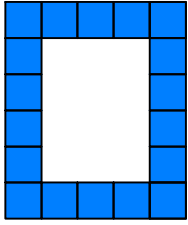
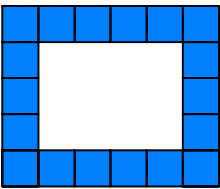
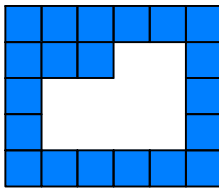
## Test-35

8.

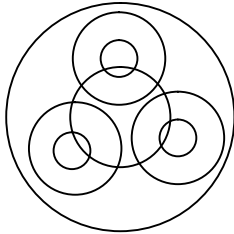


Yukarıda eş birim küplerden oluşan bir şekil görülmektedir.

**Bu şeklin yukarıdan görünüşü aşağıdakilerden hangisidir.**

- A)  B) 
- C)  D) 

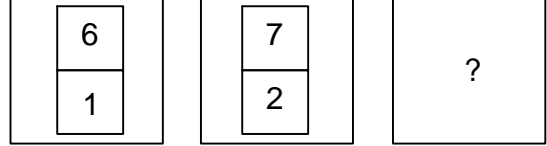
9.



Yukarıda verilen şekilede kaç tane daire vardır?



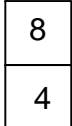

- A) 9 B) 6  
C) 8 D) 7

10.

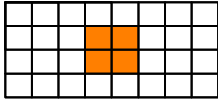
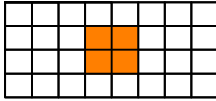
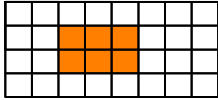
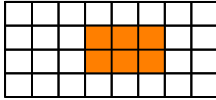
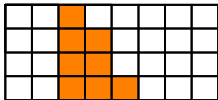

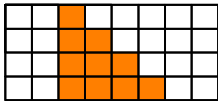


Yukarıda verilen şekiller bir kurala göre dizi oluşturmaktadır.

**Buna göre "?" yerine hangi şekil gelmelidir?**

- A)  B) 
- C)  D) 

11. Aşağıdakilerden hangisinde 1. şekil'in aynadan yansıması 2. şekilde yanlış verilmiştir.?

- A)  | 
- B)  | 
- C)  | 
- D)  | 