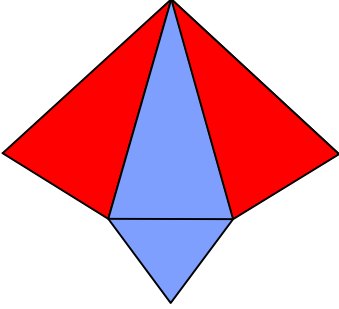




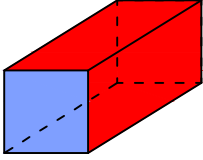
## Test-25

5.

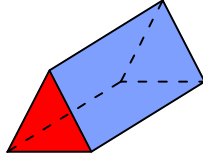


Yukarıda verilen şeklin kapalı durumu aşağıdakilerden hangisi olabilir?

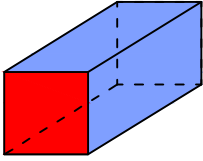
A)



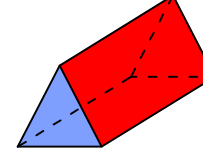
B)



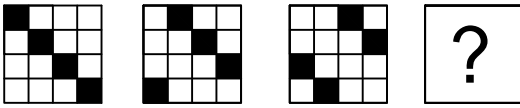
C)



D)




6.




Yukarıda verilen şekiller bir kurala göre sonlu bir şekil dizisi oluşturmaktadır.

Buna göre "?" yerine hangi seçenekteki şekil getirilmelidir?


A)




B)



C)




D)



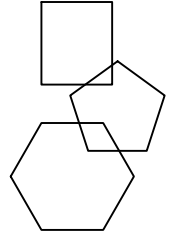
7.



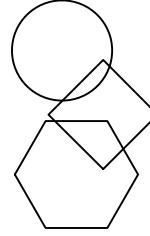
1. Şekil



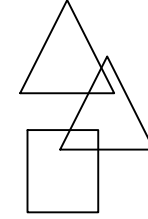
2. Şekil



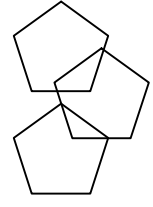
3. Şekil



4. Şekil



5. Şekil



6. Şekil

Yukarıda verilen şekiller ikişerli olarak benzer özelliklere sahiptir.

Buna göre benzer özellik taşıyan şekiller aşağıdakilerden hangisinde doğru olarak gruplanmıştır?

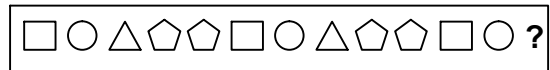
A) 1,6 - 3,5 - 2,6

B) 1,6 - 2,5 - 3,4

C) 2,4 - 1,1 - 3,6

D) 2,6 - 1,5 - 3,4

8.



Yukarıda verilen dizi bir sıraya göre dizilmiştir.

Buna göre "?" yerine hangi şekil gelmelidir?

A) □

B) ○

C) △

D) ⬠